

the
intellitouch[™]
PT10 **Mini** TUNER

PT10
Operator's
Manual

THE INTELLITOUCH® PT10 TUNER

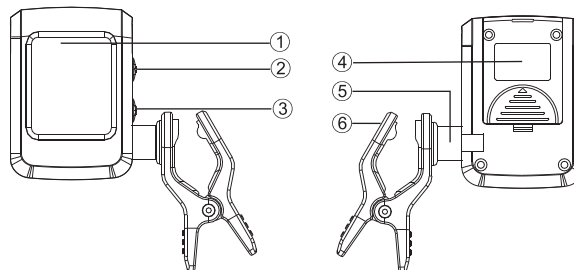
We, at OnBoard Research, are dedicated to providing the best products and service in the industry. We thank you for the confidence you have placed in us by purchasing the Intellitouch® Tuner.

The Intellitouch® Tuner uses the latest in digital technology: a state of the art, low power digital signal processor, which "feels" the note of the instrument and displays it on a digital liquid crystal display for your easy reading.

KEY FEATURES

- ★ Tunes in noisy environments - it "feels" the pitch, uses no microphones or wires
- ★ Automatic and Chromatic - tune any note without changing settings on the tuner
- ★ Recalibration - select from any reference between A=430Hz and A=450Hz
- ★ One Handed Clamp - easily and quickly attaches to your instrument
- ★ Battery Operated - uses CR2032, the most common coin cell battery in the world
- ★ Lightweight - weighs fewer than two ounces

INTELLITOUCH® PT10 PARTS & FUNCTIONS



- 1) LCD Screen
- 2) Power Button
- 3) A-Ref Button

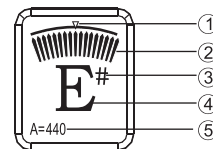
- 4) Battery Compartment
- 5) Swivel to Adjust Viewing
- 6) Attachment Clamp

BUTTON CONTROLS

- ★ Power: Turns the tuner on and off
- ★ A-ref: Used to increase the A-reference frequency between 430Hz and 450Hz

HOW TO READ THE DISPLAY

- 1) In Tune Marker
- 2) Pitch Indicator Needles
- 3) Sharp Sign
- 4) Note Letter
- 5) A-Ref Setting



CARE OF YOUR INSTRUMENT

Follow the "Finish Care and Maintenance" guidelines provided by your instrument's manufacturer. Some lacquers are delicate and soft, therefore we do not recommend the tuner be attached to an instrument for more than 4 continuous hours.

TUNER OPERATION - EASY AS A*B*C#

1. Attach the tuner securely to your instrument and turn the tuner on.
2. Strike the string softly and let it ring.
3. Read the LCD and tune your instrument. The pitch is:
 - in tune if the indicator points toward the center and the screen is green.
 - sharp if the indicator points toward the right and the screen is red.
 - flat if the indicator points toward the left and the screen is red.

FOR BEST TUNER PERFORMANCE Always keep a fresh battery in your Intellitouch® tuner.

CHANGING THE A-REFERENCE

Use the A-ref button to adjust the tuning reference. The A-ref indicator at the bottom left of the display shows the current setting. The A-ref button will increment the reference one setting at a time, from 430Hz to 450Hz.

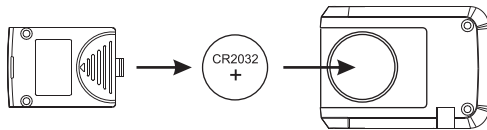
AUTOMATIC POWER OFF

The tuner will power off in two minutes if it does not detect incoming notes.

REPLACING BATTERIES

The Intellitouch® PT10 tuner uses one CR2032 coin size lithium battery. This battery is commonly found where coin size and button cell batteries are sold.

Using your thumb, slide the battery door away from the tuner. Remove the battery and replace it, keeping the positive (+) side facing up. Slide the battery door back into its proper place. You may hear a small click when the battery door is properly seated.



SPECIFICATIONS

Tuning Range	Seven Octaves, 27Hz - 1,760Hz
Tuning Precision	Within one cent
Battery Life	10 hours of continuous use
Dimensions (inch)	2 inches(L) x 1 inch(W) x 3.4 inches(H)
(metric)	52mm(L)x 25mm(W) x 86mm(H)
Weight (inch)	2 ounces
(metric)	56 grams
Battery Type	CR2032 3-volt lithium coin cell; one required

LIMITED LIFETIME WARRANTY

A Limited Lifetime warranty is in effect for all products manufactured by OnBoard Research Corporation from 2006 to present day, and is valid in the USA and Canada only. Outside the USA and Canada, OnBoard Research will honor a two (2) year manufacturer's warranty. OnBoard Research reserves the right to change the terms of this warranty at any time and without notice. Please check back and review this Warranty Statement for future updates, corrections and/or modifications. The most current warranty statement can be viewed by checking our website at www.tuners.com, or by calling Customer Service at 800-340-8890.

Should any product manufactured by OnBoard Research Corporation in 2006 or later no longer perform as originally intended due to wear, workmanship or even accidental damage, we will repair or replace it at our option. In the event the product returned is no longer in production or obsolete, OnBoard Research Corporation reserves the right to replace that product with one of its own similar products that has an equal or similar feature set.

If your tuner requires warranty service, please review our warranty procedures on our website at www.tuners.com, or call our customer service at 800-340-8890.

ONBOARD
RESEARCH
CORPORATION

Intellitouch® and OnBoard® are registered trademarks of OnBoard Research Corporation.



Manual Revision: September 2010